

Strategy

- ▶ Decision makers need to evaluate beforehand the impact of a strategic or tactical move
 - ▶ But some process are just “too complex”
 - ▶ Mathematical models is too abstract
 - ▶ Building real systems with multiple configurations is too expensive
- ⇒ Simulation is a good compromise



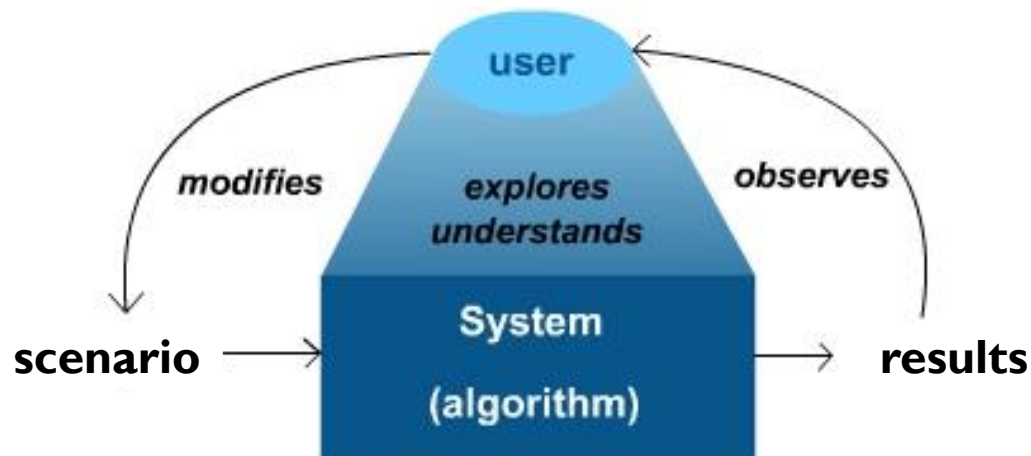
Simulation

Simulation is the process of designing a model of a real system and conducting experiments with this model for the purpose either of understanding the behavior of the system or of evaluating various strategies (within the limits imposed by a criterion or set of criteria) for the operation of a system

– Shannon

What-if analysis

- ▶ A data-intensive simulation whose goal is to inspect the behavior of a complex system under some given hypotheses (called “scenarios”)
- ▶ What-if analysis \neq Forecasting



Disadvantages

- ▶ Simulation can be expensive and time consuming
- ▶ Each model is unique
- ▶ Managers must choose solutions they want to try in scenarios
- ▶ Overfitting vs. non-repeatability

Simulation tools

- ▶ **Spreadsheets**

- ▶ Excel
- ▶ Calc
- ▶ Numbers

- ▶ **Ad-hoc**

- ▶ Applix TMI
- ▶ Powersim
- ▶ QlikView
- ▶ SAP BPS
- ▶ SAS Forecast S.
- ▶ ...

Simulation tools

- ▶ **Write your own simulator!**
 - ▶ from scratch
 - ▶ in Java



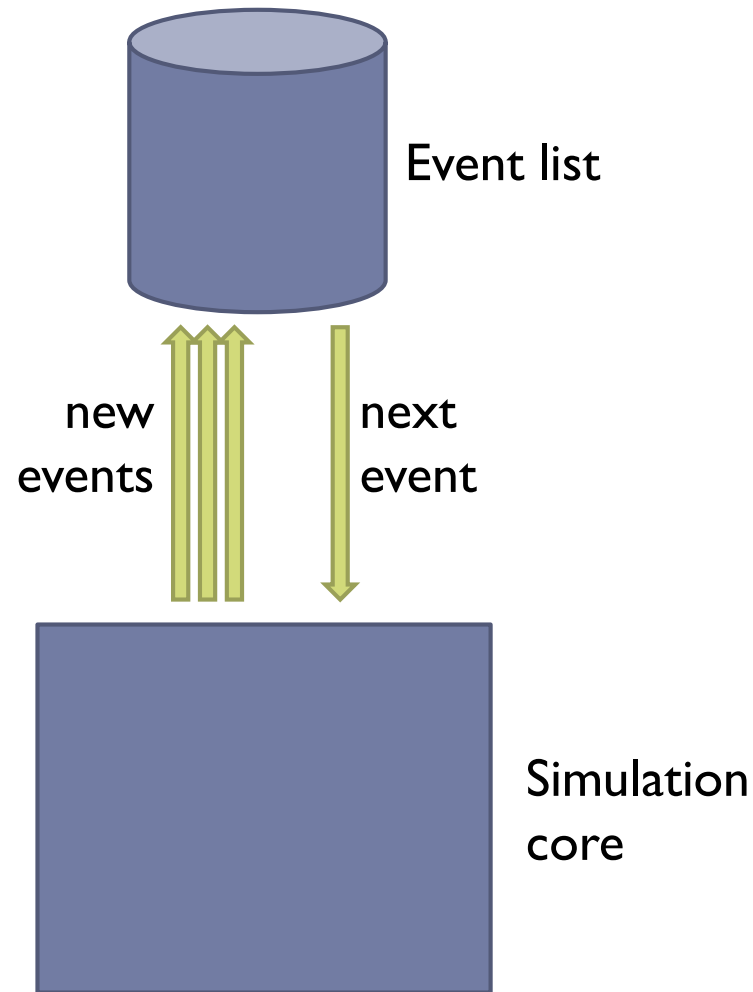
Taxonomy

- ▶ **Deterministic or Stochastic**
 - ▶ Does the model contain stochastic components?
- ▶ **Static or Dynamic**
 - ▶ Is time a significant variable?
- ▶ **Continuous or Discrete**
 - ▶ Does the system state evolve continuously or only at discrete points in time?

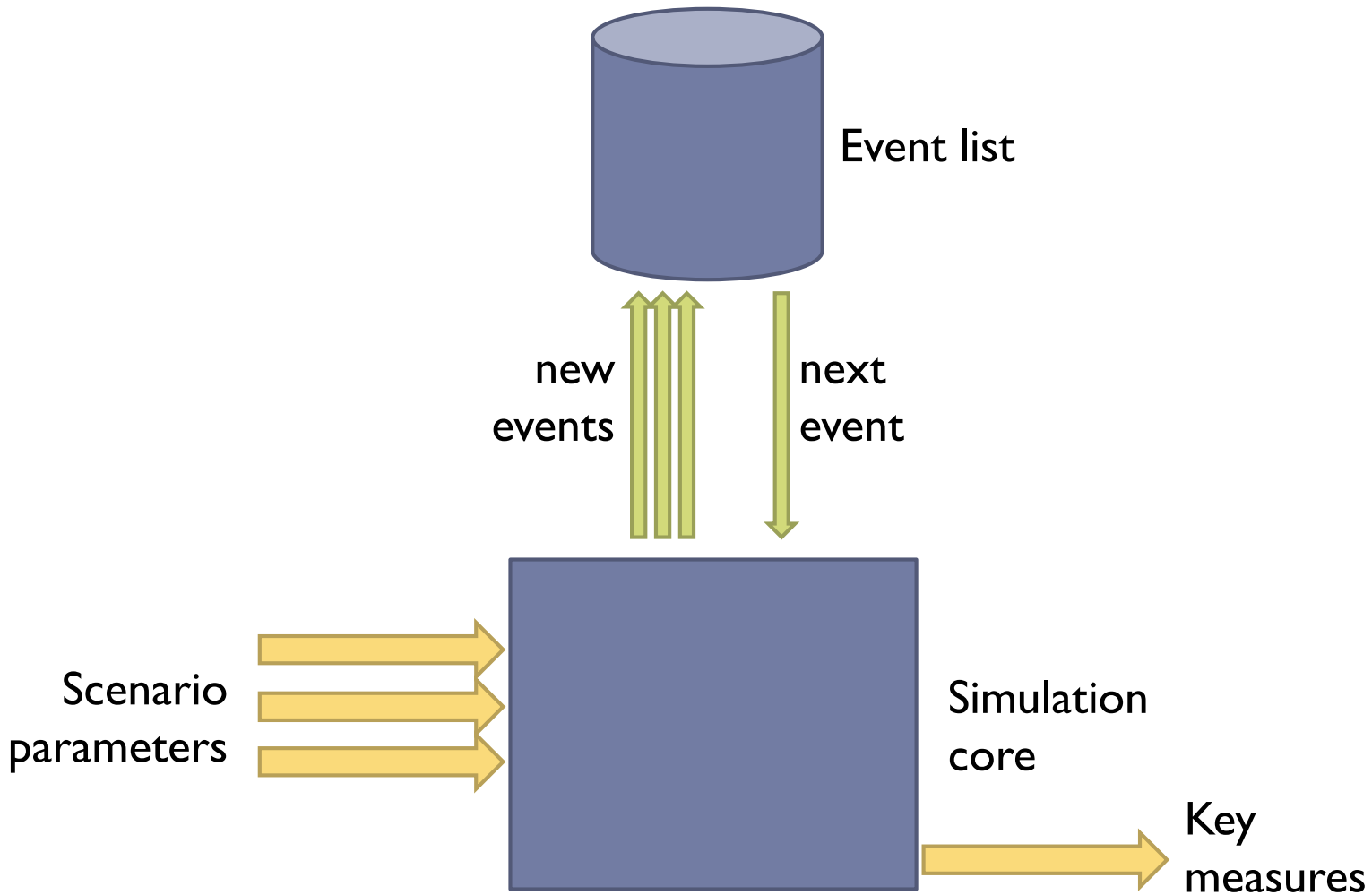
Discrete Event Simulation (DES)

- ▶ Discrete event simulation is **dynamic** and **discrete**, it can be either deterministic or stochastic
- ▶ Changes in state of the model occur at discrete points in time
- ▶ The model maintains a list of events (“*event list*”)
 - ▶ At each step, the scheduled event with the lowest time gets processed (i.e., the event list is a *priority queue*)
 - ▶ The event is processed, new events are scheduled

Discrete Event Simulation (DES)

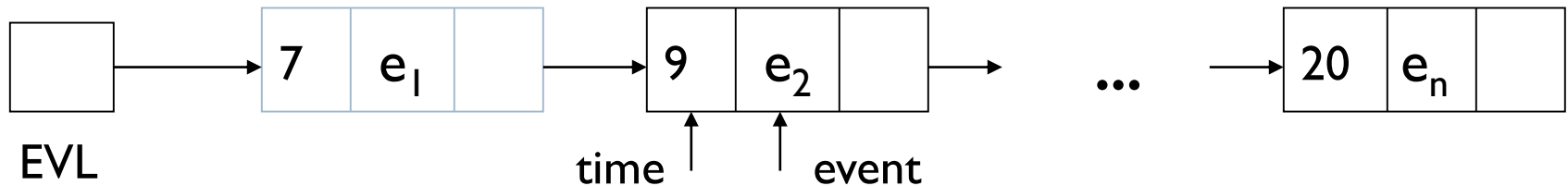


Discrete Event Simulation (DES)



The event list

- ▶ An event contains at least two fields of information
 - ▶ time of occurrence (timestamp): time when the event should happen (in the “simulated future”)
 - ▶ what the event represents



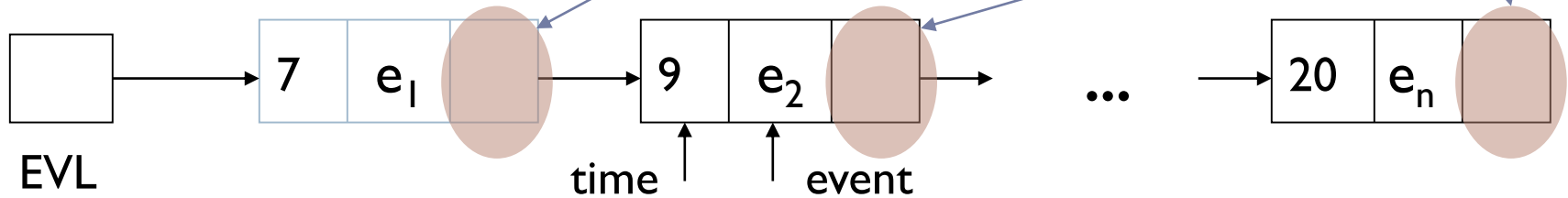
- ▶ Simulation terminates when the event list is empty
- ▶ Conceptually endless simulations, like weather, terminate at some arbitrary time

The event list

- ▶ An event contains at least two fields of information

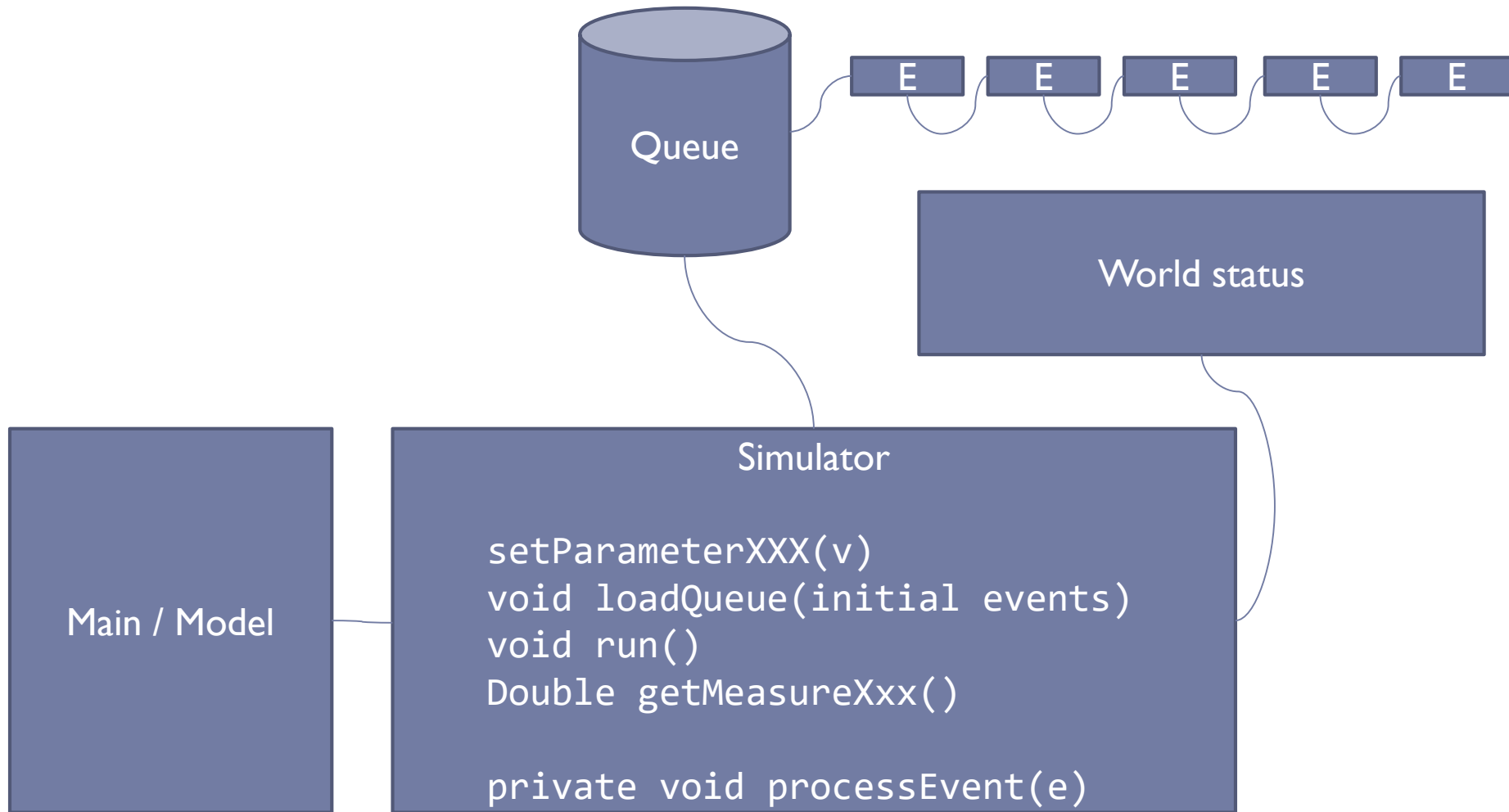
- ▶ time of occurrence (timestamp): time when the event happens (in the “simulated future”)
- ▶ what the event represents

May have additional data



- ▶ Simulation terminates when the event list is empty
- ▶ Conceptually endless simulations, like weather, terminate at some arbitrary time

Simulator architecture



World Status

- ▶ A set of variables / collections / graphs / ... that represent the current state (the *present*) of the simulation
- ▶ The simulation makes the world status evolve, through a series of events
- ▶ The world status may influence / constrain how the events are processed
- ▶ The world status includes the measures of interest.

General behavior: Simulator

- ▶ `setParameterXXX`: defines the simulation strategy and parameters, and initializes the World Status
 - ▶ Can also be in the Simulator constructor
- ▶ `loadQueue`: defines the initial contents of the simulation queue, *at time zero*
- ▶ `run`: executes the simulation loop
 - ▶ extract an event from the queue
 - ▶ `processEvent(e)`
- ▶ `getMeasureXXX`: allows to access the results of the simulated variables, after the completion of the loop

processEvent(e)

- ▶ Analyzes e.getType()
- ▶ Depending on:
 - ▶ The simulation parameters (constants) and strategy
 - ▶ The type of event
 - ▶ The value(s) associated with the event
 - ▶ The current world status
- ▶ It performs actions:
 - ▶ (Optional) updates the current world status
 - ▶ (Optional) generates and inserts new events (in the future)
 - ▶ (Optional) updates the measures of interest

Handling time

Synchronous

- ▶ Events (all/most/some) correspond to the passing of time
 - ▶ Easy to generate systematically (all at the beginning, or each one generates the next)
- ▶ When a new day/hour/months ticks, something needs to be done
- ▶ May be intermixed by other events, at arbitrary times

Asynchronous

- ▶ Something happens in the simulated world
- ▶ May happen at any time instant
- ▶ The simulated time will «jump» to the nearest interesting event

Handling Randomness

Deterministic

- ▶ All actions are purely deterministic (initial events, event processing)
- ▶ Repeating the simulation, with equal parameters, will yield the same result. Always.

Stochastic

- ▶ Random initial events (times, values, types)
- ▶ Randomness in event processing (eg. in 10% of the cases simulate a fault)
- ▶ Repeating the simulation will yield different measures
- ▶ Simulation should be repeated and the measures should be averaged

Example: Car Sharing

- ▶ We want to simulate a deposit of shared cars.
 - ▶ Initially we have NC cars
- ▶ A new client comes every T_IN minutes
 - ▶ If there are available cars, he lends one care, for a duration of T_TRAVEL minutes
 - ▶ If there are no cars, he is a dissatisfied client
- ▶ Computer the number of dissatisfied clients, at the end of the day, as a function of NC .
- ▶ $T_IN = 10$ minutes
- ▶ $T_TRAVEL = \text{random} (1 \text{ hour}, 2 \text{ hours}, 3 \text{ hours})$

Simulator data

Events

- ▶ Client arrives
- ▶ Client returns car

World model

- ▶ Number of total cars
- ▶ Number of available cars

- ▶ Number of clients served
- ▶ Number of dissatisfied clients

Variants

- ▶ Remember “who” is the client, at return time
- ▶ Model different kinds of cars (A, B, C).
 - ▶ A client wants one kind of car, but he may accept a “better” car (cost for the company)
- ▶ Model different car rental locations
 - ▶ A car is taken at location “x” and returned at location “y”

Example: Emergency

- ▶ We simulate the behavior of an **Emergency department** in an hospital.
- ▶ The department is organized in two sections
 - ▶ A single Triage, where patients are received, quickly examined, and assigned a severity code
 - ▶ A number NS of doctor studios, that operate in parallel. Each doctor will receive the next patient, act on him, and then release him
 - ▶ The severity code gives priority in accessing the doctors. Patients with the same severity, will be called in arrival order.

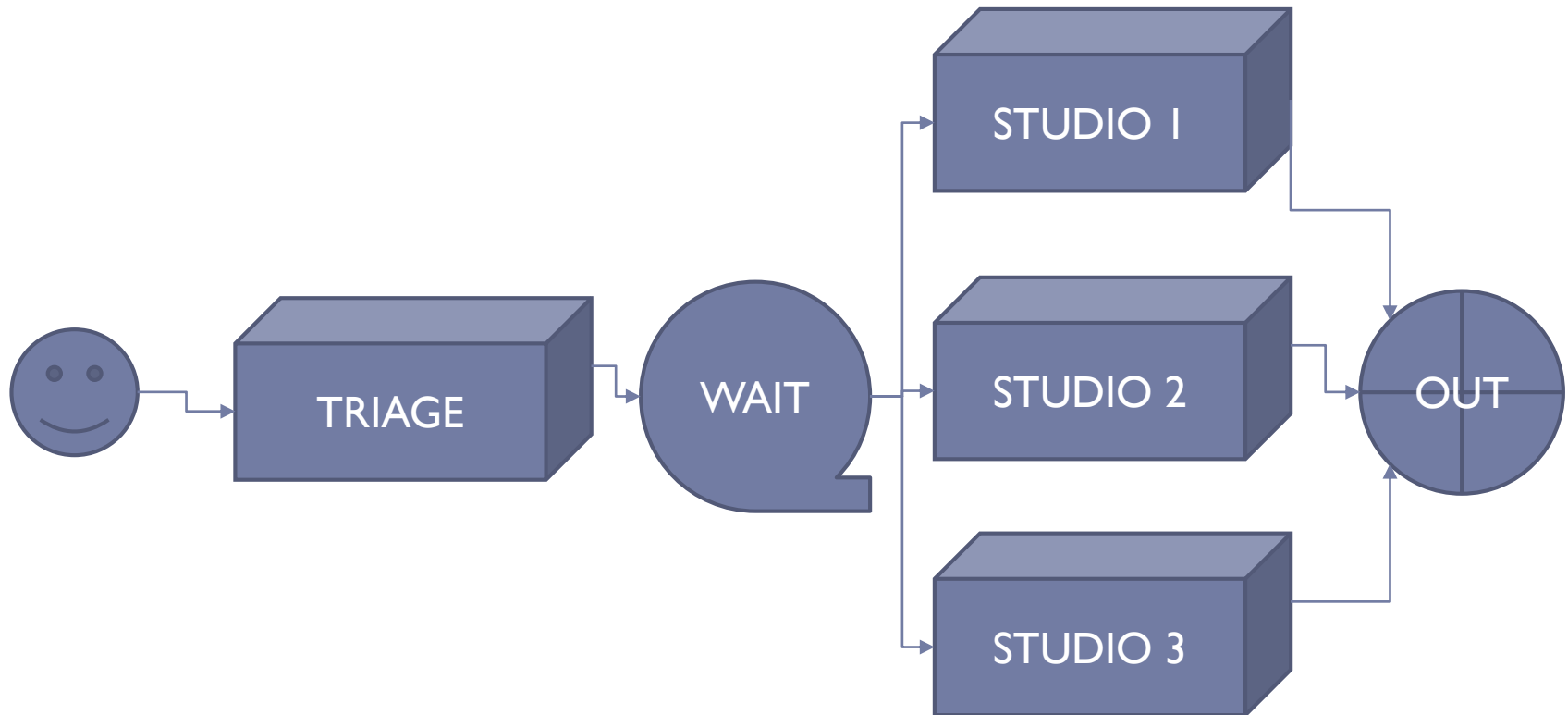
Severity codes

- ▶ **WHITE**: not urgent, may wait without problems
 - ▶ After `WHITE_TIMEOUT`, if not served, goes home
- ▶ **YELLOW**: serious but not urgent
 - ▶ After `YELLOW_TIMEOUT`, if not served, becomes **RED**
- ▶ **RED**: serious and urgent, risking life, must be served as soon as possible
 - ▶ After `RED_TIMEOUT`, if not served, becomes **BLACK**
- ▶ **BLACK**: dead. No need to be served.

Timing

Phase	Required time	Example
Triage	DURATION_TRIAGE	5 minutes
Handling a White patient	DURATION_WHITE	10 minutes
Handling a Yellow patient	DURATION_YELLOW	15 minutes
Handling a Red patient	DURATION_RED	30 minutes
Handling a Black patient	N/A	not needed

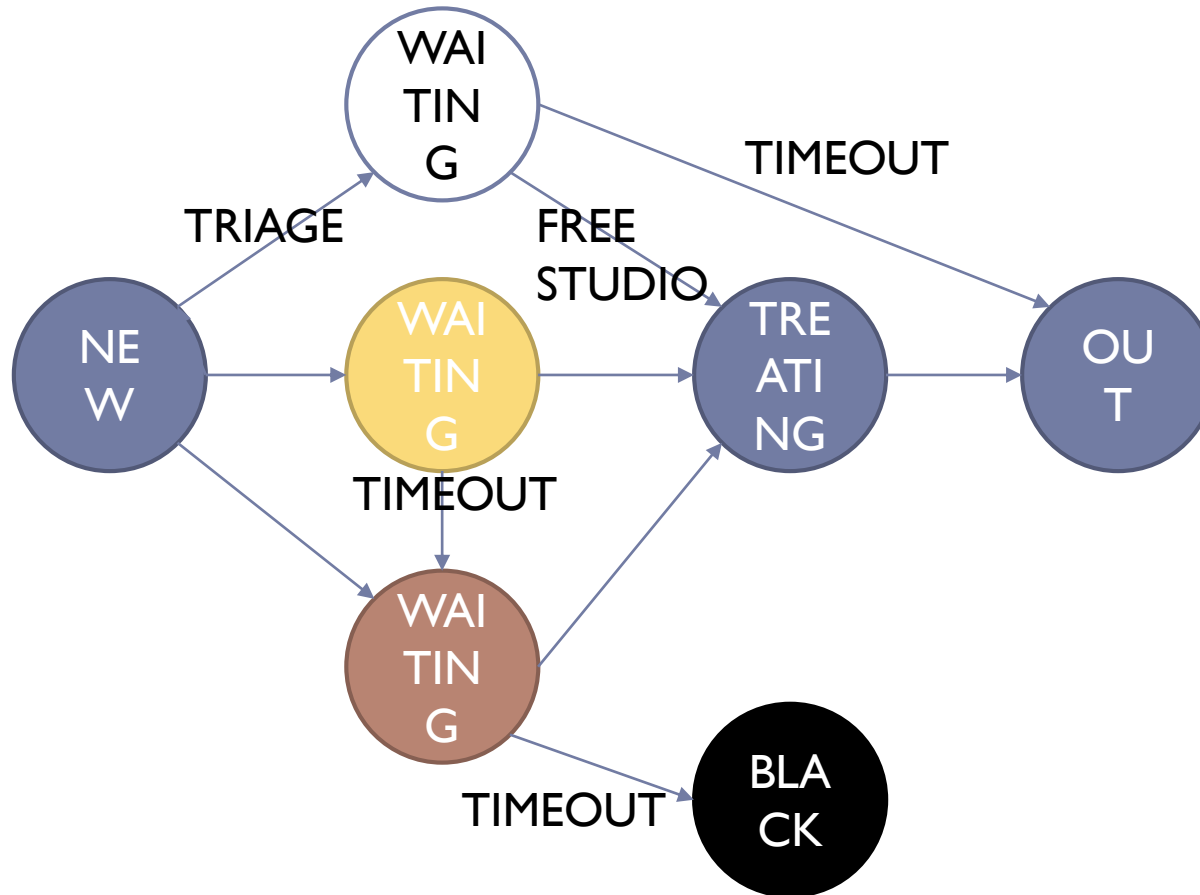
Patients workflow



World Model

- ▶ Collection of patients
- ▶ For each patient:
 - ▶ Patient status

Evolution of patient status



Simulation goals

Input

- ▶ Parameter: NS
- ▶ Initial events:
 - ▶ NP patients
 - ▶ arriving every $T_ARRIVAL$ minutes
 - ▶ with a round-robin severity (white/yellow/red/white/...)
- ▶ Simulate from 8:00 to 20:00

Output






- ▶ Number of patients dismissed
- ▶ Number of patients that abandoned
- ▶ Number of patients dead

Randomizing

- ▶ Input arrival times every $T_ARRIVAL \pm \text{random}\%$
- ▶ Input severity probabilities (PROB_WHITE, PROB_YELLOW, PROB_RED)
- ▶ Variable processing time (DURATION_TRIAGE, DURATION_WHITE, DURATION_YELLOW, DURATION_RED $\pm \text{random}\%$)
- ▶ Etc...

Licenza d'uso



- ▶ Queste diapositive sono distribuite con licenza Creative Commons “Attribuzione - Non commerciale - Condividi allo stesso modo (CC BY-NC-SA)”
- ▶ Sei libero:
 - ▶ di riprodurre, distribuire, comunicare al pubblico, esporre in pubblico, rappresentare, eseguire e recitare quest'opera 
 - ▶ di modificare quest'opera 
- ▶ Alle seguenti condizioni:
 - ▶ **Attribuzione** — Devi attribuire la paternità dell'opera agli autori originali e in modo tale da non suggerire che essi avallino te o il modo in cui tu usi l'opera. 
 - ▶ **Non commerciale** — Non puoi usare quest'opera per fini commerciali. 
 - ▶ **Condividi allo stesso modo** — Se alteri o trasformi quest'opera, o se la usi per crearne un'altra, puoi distribuire l'opera risultante solo con una licenza identica o equivalente a questa. 
- ▶ <http://creativecommons.org/licenses/by-nc-sa/3.0/>